


# OPERATING INSTRUCTIONS

## CAT. 251, 252 SERVICE DISCONNECT ADAPTERS

TESCO Service Disconnect Adapters allow disconnection of customer load while the meter is still in place.



CAT. 251

Energized adapter's copper-plated jaw blades maintain power to the meter allowing to continue AMR/AMI reading and communication.




CAT. 252


Non-energized adapter has highly durable plastic jaw blades.

### INSTRUCTIONS



Locate and prepare meter socket where disconnect adapter is to be inserted.

**CAUTION**   
Accessing meter socket may require assistance from an authorized technician especially those enclosed in tamper-sealed meter boxes.



Insert disconnect adapter into meter socket.

**NOTE**  
To ensure correct orientation, align disconnect adapter to meter socket based on the position indicator (*right*) in the adapter.



Insert meter to disconnect adapter.

**NOTE**  
Ensure correct orientation of meter in disconnect socket based on position indicator in adapter.