

OPERATING INSTRUCTIONS

CAT. 250 METER DISCONNECT SLEEVES

TESCO's Disconnect Sleeves (CAT. 250) provide a fast and safe solution to leave a watt-hour meter in place, but electrically disconnected from the socket.

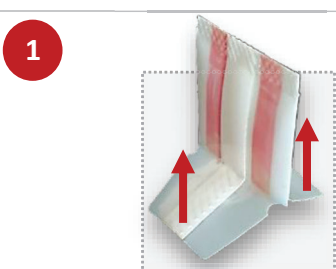


CAUTION

Meter Disconnect Sleeves open the meter circuit. Do not operate lever bypass with disconnect sleeves in place unless the main switch is open.

NOTE:

Meter Disconnect sleeves are for one-time use only.

INSTRUCTIONS

	<p>1</p> <p>Fold meter sleeve flaps back.</p>
	<p>2</p> <p>Place Meter Disconnect Sleeves over load side blades.</p> <p>NOTE: Push Meter Disconnect Sleeves all the way down for a snug fit so as to prevent tearing when inserting meter to socket.</p>
	<p>3</p> <p>Insert meter back into meter socket with the Disconnect Sleeves in place.</p>