


METERING LEADER SINCE 1904



THE EASTERN SPECIALTY COMPANY

BENEFITS OF ADDING ATI TO DISTRIBUTION TRANSFORMERS

John Kretzschmar, SAMSCO

*North Carolina Meter School
Tuesday, June 13, 2023*

Management Track
11:15 AM



SAMSCO

WHAT IS AN INTRA-GRID SENSOR?





WHY DO WE NEED INTRA-GRID SENSORS?

Grid-edge advancements and ongoing power theft present substantial unplanned loading burdens on what may now be undersized, older, and potentially failing transformers.





WHY DO WE NEED INTRA-GRID SENSORS?

As a result, we can expect to see increasing power outages, increasing costs, and increasing risk of catastrophic damage.



According to the US Department of Energy, the average age of existing distribution grid transformer is presently in the range of around 38 years.

The average projected life span of transformers is typically 25 years so many transformers have already out lived their intended life span, yet we demand more performance, reliability, and various unintended service capabilities.



Distribution Transformer Monitors (DTMs) proactively reveal overburdened and failing transformer assets allowing utilities to effectively employ preventive maintenance efforts.

This allows utilities to transition away from the costly and disruptive, reactive management practices and become proactive.



DISTRIBUTED ENERGY RESOURCES (DER)

Through solar and wind renewables, we are introducing Reverse Energy onto the distribution grids.

The millions of existing transformers were not designed to handle this impact.

While renewables are beneficial, Reverse Energy can produce unstable, and unsafe grid conditions.



DISTRIBUTED ENERGY RESOURCES (DER)

Distribution Transformer Monitors accurately measure and report Reverse Energy, and its impacts on the grid.

Utilities without AMI, or “smart meters” need intra-grid sensors to understand the Reverse Energy impacts inside their grid.

Utilities with AMI need Distribution Transformer Monitors to understand Reverse Energy impacts on transformers.



DISTRIBUTED ENERGY RESOURCES (DER)

The reality is that AMI generated Reverse Energy data does not accurately indicate impacts on transformers or the resulting grid impacts.

AMI data is typically not accurately aligned to the upstream transformers due to pervasive GIS mapping errors, thus causing aggregated AMI data to be unreliable.

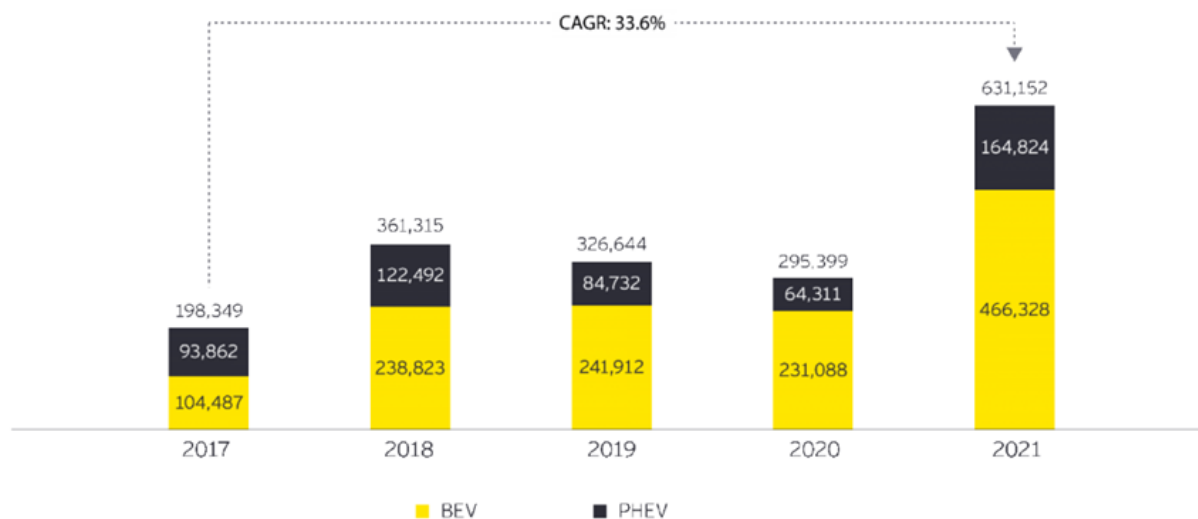


Reverse Energy creates new instances of unknown and unplanned voltage fluctuations/conditions. This contributes to potentially unstable and unsafe grid conditions.

Safety for the public at-large is important, but so is the safety of utility linemen who are increasingly at risk due to the unanticipated voltage levels being created by Distributed Energy Resources (DER).



- To date, over **2 million** EV's have been sold in the **US**.
- By 2027, **annual sales** are expected to reach **2 million EV's**.
- Electric cars still make up just **1% of cars** on our roads.
- On average, EV's **cost about \$10,000** more than a standard vehicle.



Source: "Global EV Outlook 2022," IEA.org, IEA EV Data Explorer, May 2022.

Electric Vehicle charging stations create a new, unplanned load on transformers. Each charging station has the capability of adding up to one additional homes' worth of power load on a transformer.

This unplanned loading impacts transformers and may exceed a transformer's designed capacity causing major problems.



ILLEGAL MARIJUANA PRODUCTION

Illegal marijuana grow houses commonly steal significant levels of power from the grid.

Theft occurs simply by tapping power lines in front of the meters.

No endpoint meter (including AMI smart meters) can effectively detect pre-meter power theft.

This means thieves steal as much power as they want, and they steal it indefinitely without fear of detection.



LEGALIZED MARIJUANA

When jurisdictions legalize marijuana, significant unplanned loading hits the respective transformers and the grid.

Legalization permits, in some ways encourages residents to grow marijuana using power-intense hydroponic resources. This unanticipated reality then causes additional strain on the existing transformers and the grid.



POWER THEFT

Despite significant Smart Meter penetration, power theft is a perpetual problem. Industry experts suggest that U.S. power theft is in excess of \$6 Billion per year.

The locations of power theft is typically a mystery. If the affected overburdened transformers finally fail, utility operators may then learn where the theft is occurring.



POWER THEFT

Smart Meters claim to lessen power theft but the reality is that power theft has increased.

Thieves have discovered that since utility personnel are no longer coming onto their property, they can tap power lines ahead of the meter and the diversion will go undetected indefinitely.



METER PROGRAMMING

An incorrectly programmed meter can result in significant errors.

For example: a meter programmed for a 200:5 transformer but has a 400:5 transformer will significantly misreport usage.



According to US Energy Information Administration reports, nearly 200 Billion unmetered kWh's are 'leaked' from US distribution grids annually.

This loss represents nearly \$21 Billion that was unmetered but was amortized as electricity cost across US rate payer's bills.

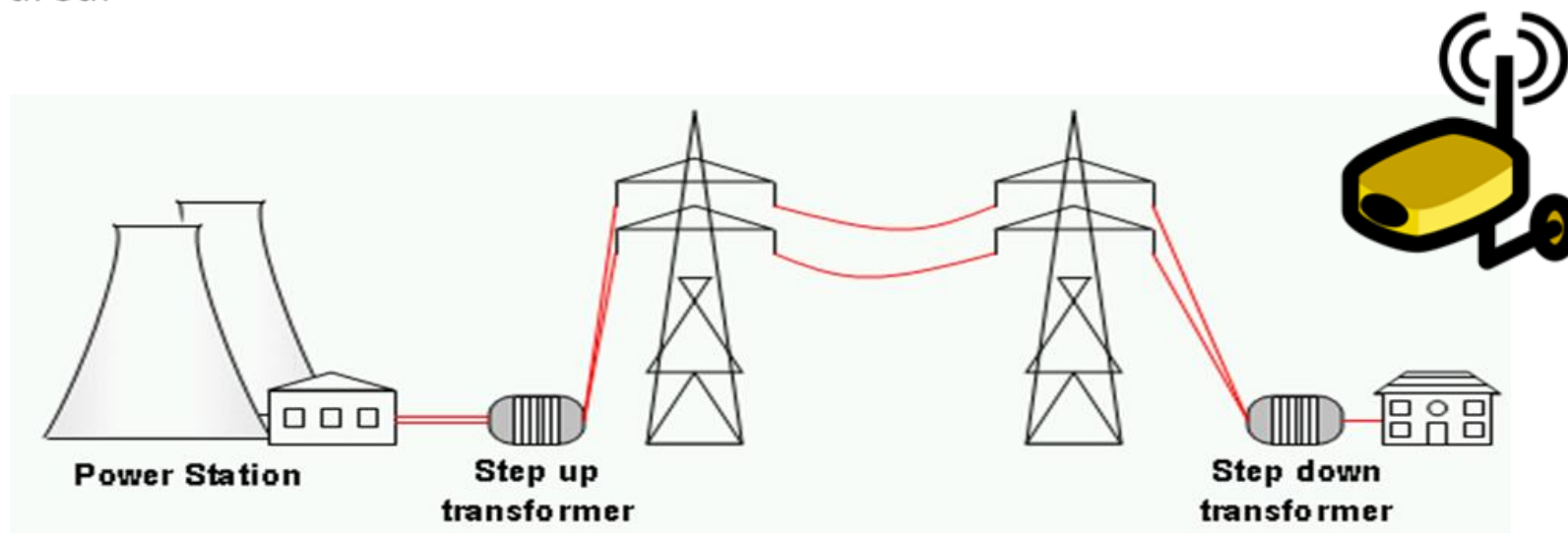
All of this while our government, utilities, and rate payers have been investing billions of dollars in 'smart meters', and other energy efficiency efforts.



Electric distribution grids do not have adequate sensor technology and analytic capabilities to allow utilities to directly reduce system losses.

As a result, a blind spot exists between the substation SCADA and the AMI meter.

Distribution Transformer Monitors can provide visibility into this critical area.





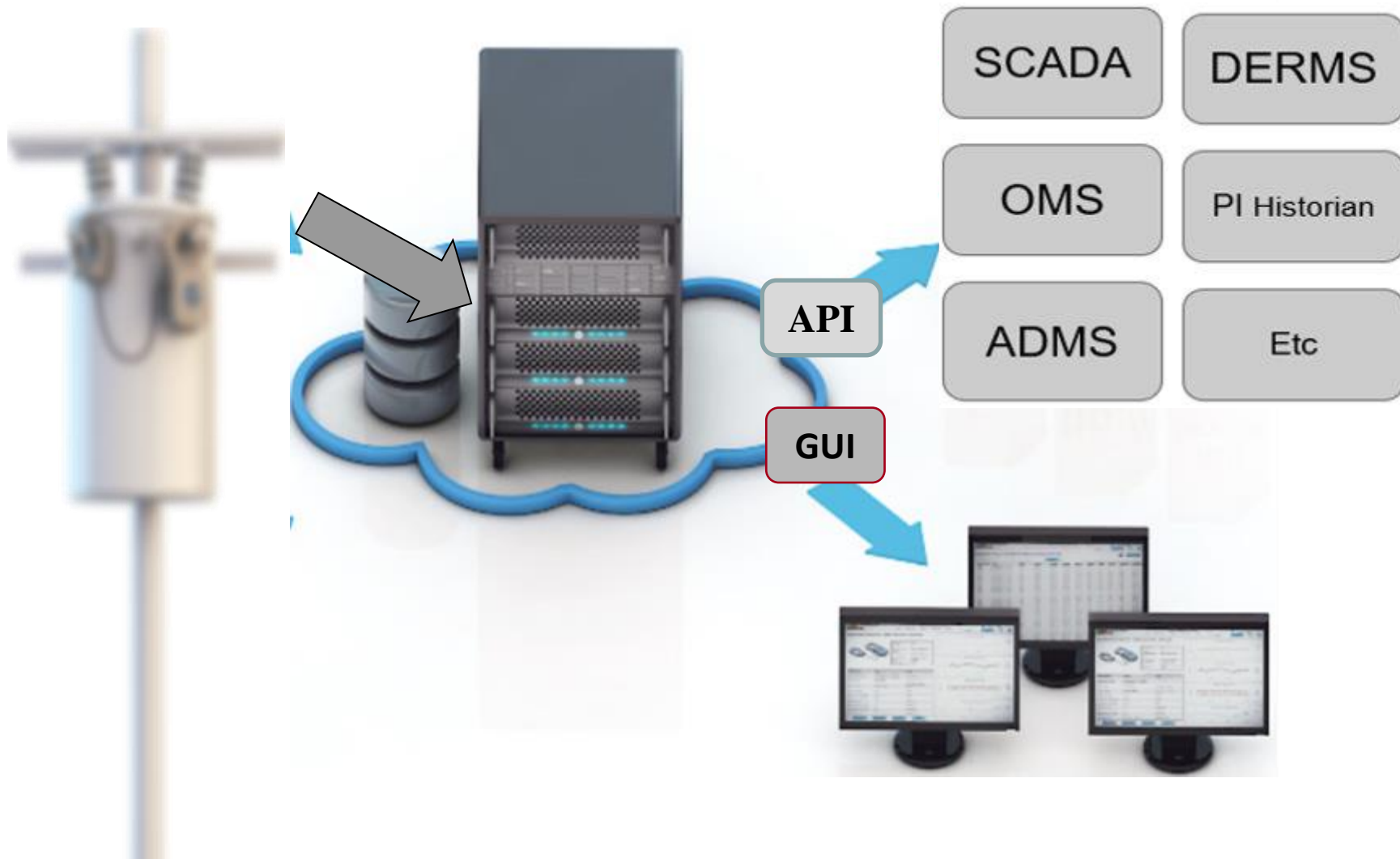
THE NEXT STEP IN GRID MODERNIZATION

- Advanced Transformer Infrastructure (ATI)
- Reliability Improvements
- DER & EV Integration
- Fire Mitigation
- Outage Notification
- Voltage Optimization





ADVANCED TRANSFORMER INFRASTRUCTURE



ADVANCED TRANSFORMER INFRASTRUCTURE

Critical DATA:

unique

Granular

TIMELY

Accurate

RELIABLE

Data points (per phase where applicable)



Energy

Delivered Total Active Energy [KWh]
Received Total Active Energy [KWh]
Delivered Total Apparent Energy [KVAh]
Received Total Apparent Energy [KVAh]
Delivered Interval Active Energy [KWh]
Received Interval Active Energy [KWh]
Delivered Interval Apparent Energy [KVAh]
Received Interval Apparent Energy [KVAh]
Delivered Interval Active Energy [KWh]
Received Interval Active Energy [KWh]
Delivered Interval Apparent Energy [KVAh]
Received Interval Apparent Energy [KVAh]

RMS Voltage

Instantaneous [V]
Maximum per interval [V]
Minimum per interval [V]
Average per interval [V]
Standard Deviation [V]
Temperature [°C]
Wireless Cellular Signal RSSI
Outage Notification

**Automated Alerts
&
Outage
Notifications**

Power Factor

Phase Angle



ADVANCED TRANSFORMER INFRASTRUCTURE

ATI Data Value: HECO User Groups

ATI Head-End



GUI

Graphical User Interface

API

Application Programming Interface

Presently Available API Calls:

1. Transformer Asset Information
2. Transformer Historic Data
3. Outage Notification Data
4. Active Alerts Data
5. Critical Alerts Data
6. HESS API Version



**Hawaiian
Electric**

1. Operations Planning
2. Customer Service – small accounts
3. Customer Service – large accounts
4. Systems Operations
5. Asset Management
6. Distribution Planning
7. T&D Engineering
8. Primary Trouble Calls
9. Standards & Conceptual Engineering





THE EASTERN SPECIALTY COMPANY

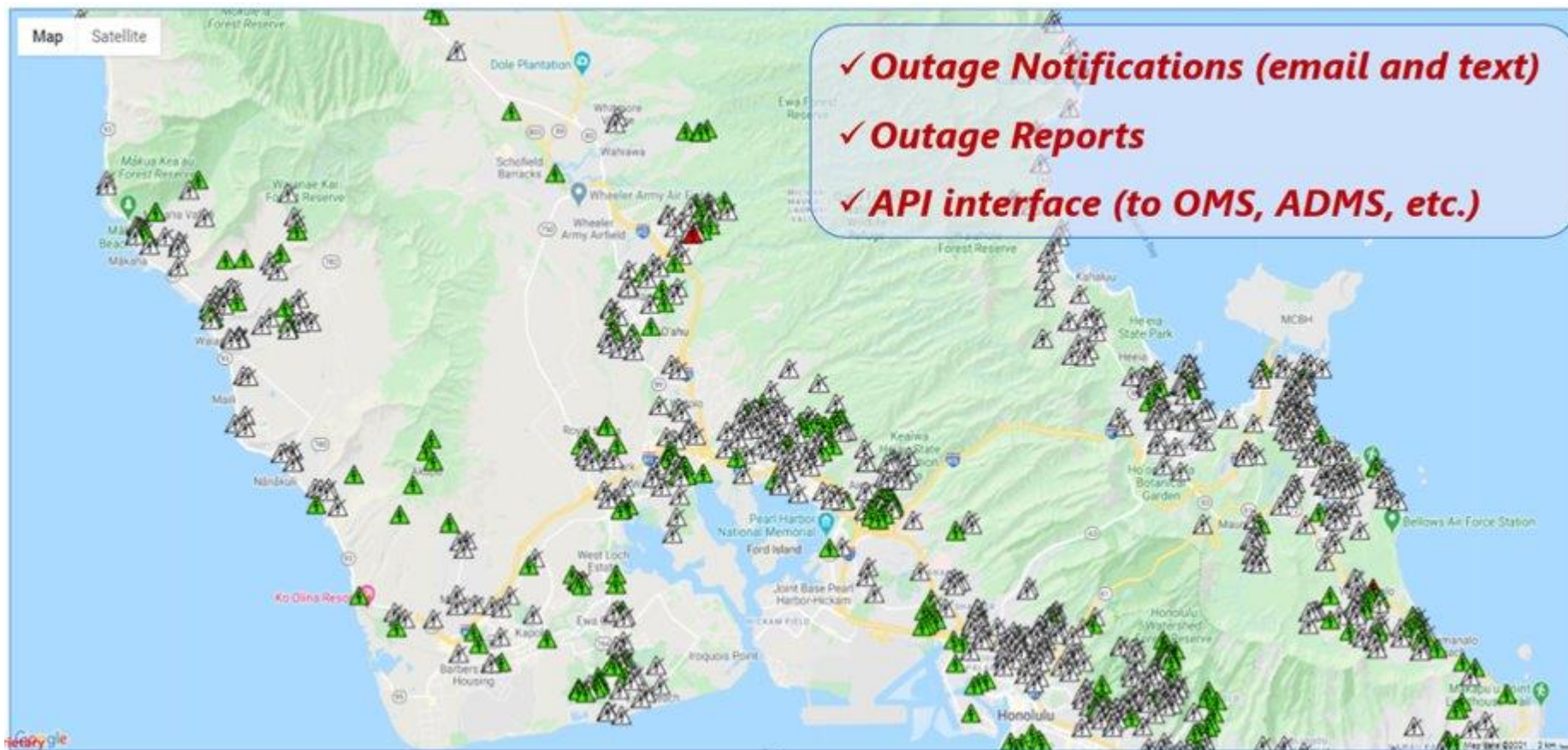
ADVANCED TRANSFORMER INFRASTRUCTURE

ATI Data:



Hawaiian Electric

Outage Notification





THE EASTERN SPECIALTY COMPANY

ADVANCED TRANSFORMER INFRASTRUCTURE

Forward & Reverse Energy Impacts

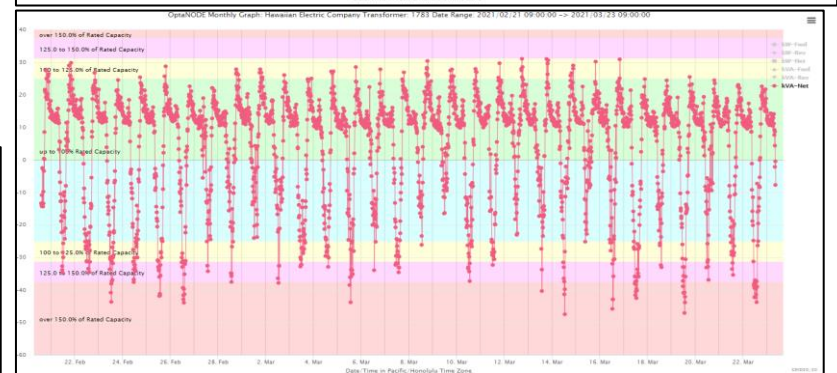
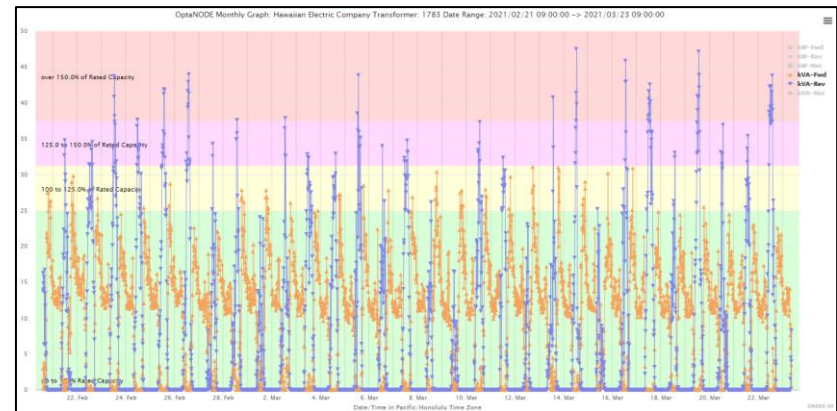
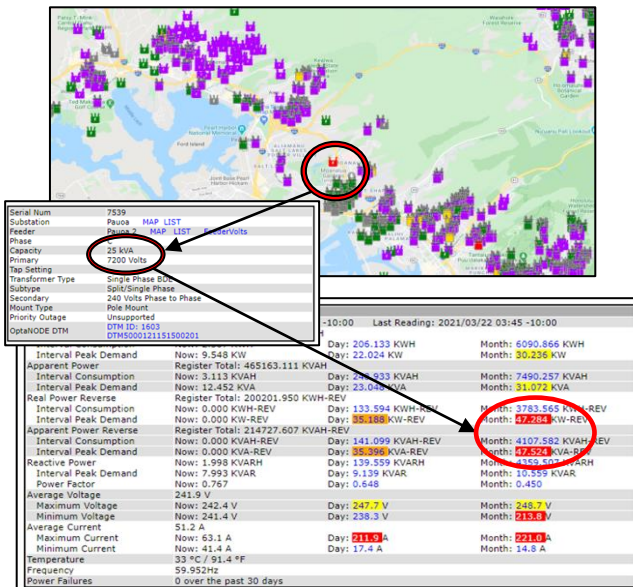
The combination of excessive Delivered & Received Energy can cause Transformer Overload and Premature Failure (i.e., accelerated End of Life & potential Asset Fires)

ATI Systems can also deliver:

Transformer Overload Awareness = Preventive Intervention

Asset Fires/Wildfires Prevention = Reduces Liability Risk

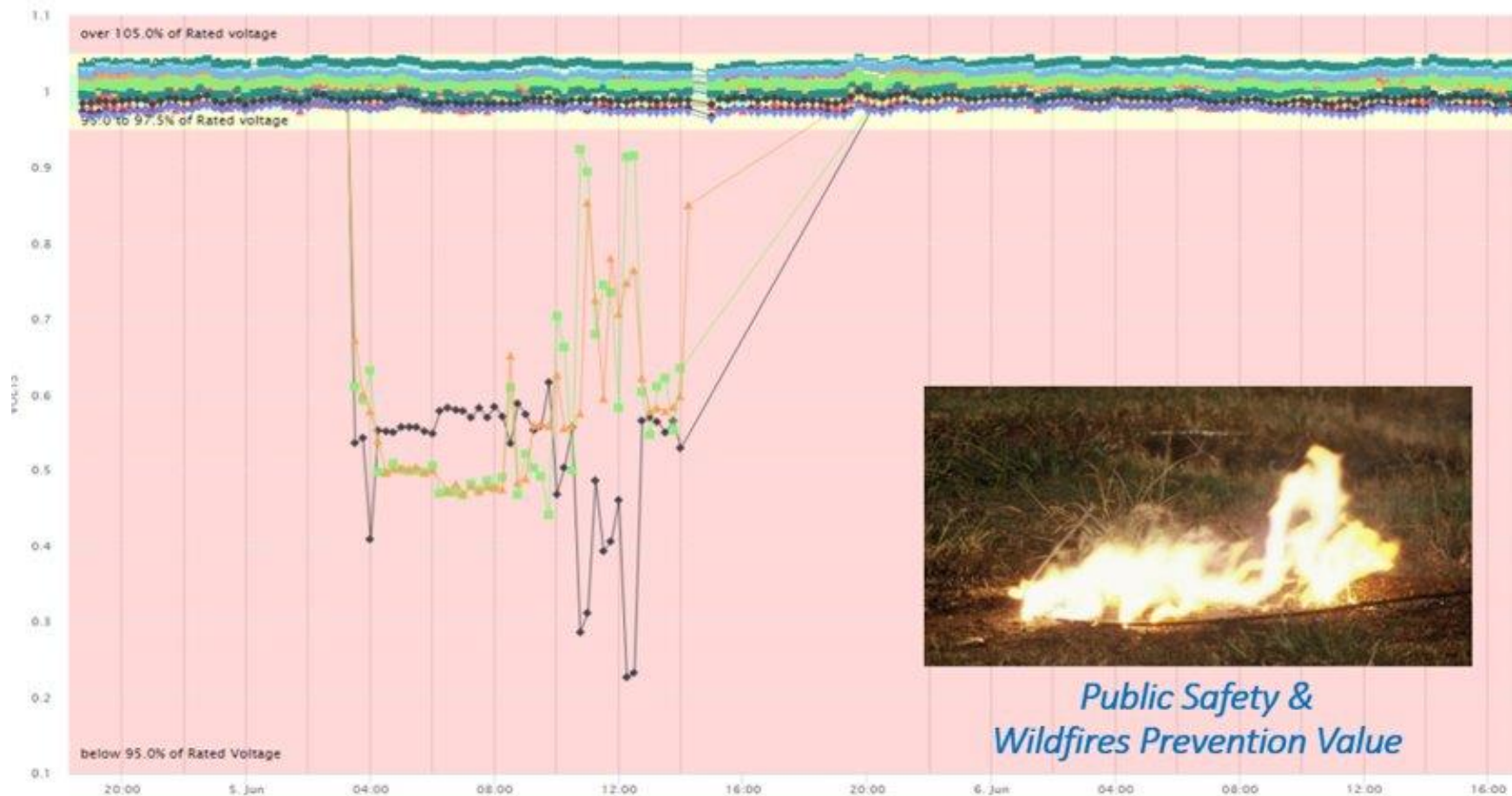
Improved Lineman & Public Safety = Reduces Liability Risk





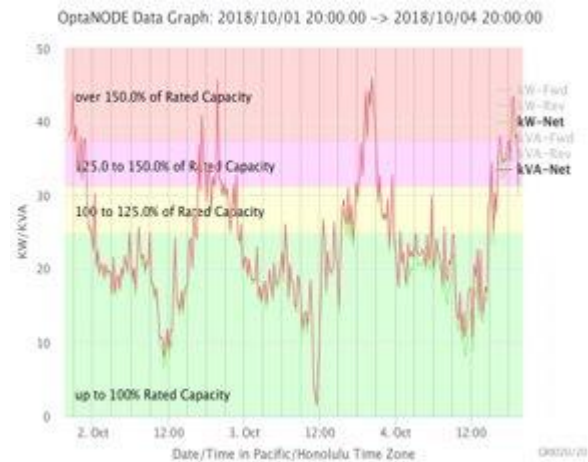
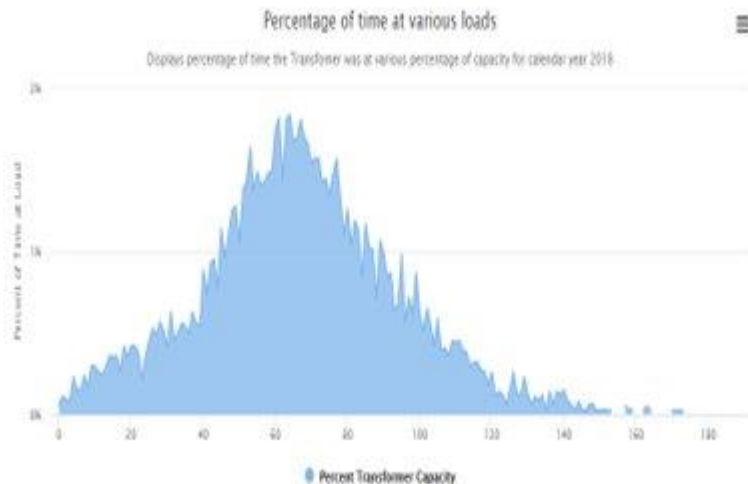
ADVANCED TRANSFORMER INFRASTRUCTURE

Primary-side **Downed Conductor Detection**





ADVANCED TRANSFORMER INFRASTRUCTURE





ADVANCED TRANSFORMER INFRASTRUCTURE



- *Achieve Reliability Improvement**
- *Provide Outage Notifications to Accelerate Restoration
- *Reveal Unplanned Loading/Overloading**
- *Facilitate Improved Fire/Wildfire Mitigation
- *Identify Downed Conductor Events**
- *Proactively Identify Failing Assets
- *Reveal DER-Induced Voltage Fluctuations**
- *Reveal & Document Reverse Energy Entering the Grid
- *Facilitate Conservation Voltage Reduction**
- *Identify Power Theft, Meter Inaccuracies & Bad Multipliers
- *Facilitate Safe EV Charging Station & DER Adoption**
- *Identify Improper Tap Settings



ADVANCED TRANSFORMER INFRASTRUCTURE

- *Identify Harmful Phase Imbalances**
- *Identify Energy Inefficiencies**
- *Assist with Clean Energy/Battery Storage Planning**
- *Reveal GIS Mapping Errors**
- *Provide Automated Alerts = Hands Free Remote Grid Monitoring**
- *Support API Calls**
- *Enhance Microgrids Monitoring**
- *Facilitate Clean Energy Mandates = Reduce GHG Emissions**
- *Reduce Corporate Liability Risk**



John Kretzschmar

SAMSCO

Spartan Armstrong Metering Supply Company

Boiling Springs, SC 29316

john@samscometering.com

864.590.2883

SAMSC 

This presentation can also be found under Meter Conferences and Schools on the **TESCO** web site: www.tescometering.com

TESCO HOSPITALITY SUITE

You're invited...

We would like you to join us in the TESCO Hospitality Suite for networking and more discussions about metering. The discussion will not be exclusively metering.....but we love metering and that is the most common topic.

TESCO Hospitality Suite – Brighton Tower

Monday and Tuesday 8:00 PM – 10:00 PM



We Hope you Can Join Us!



tescometering.com